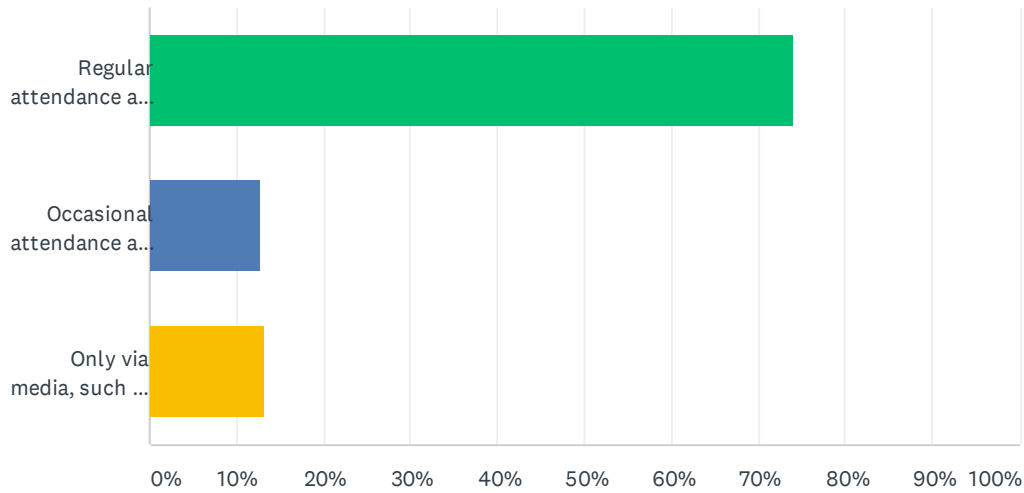
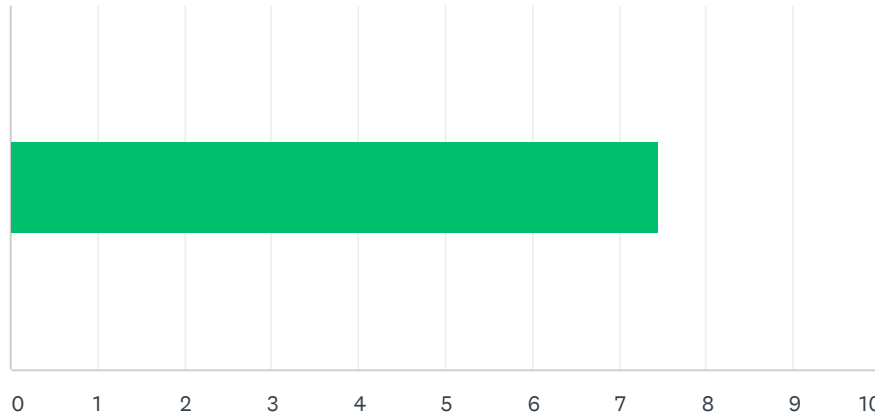


Q1 How have you mainly followed Leicester City matches this season?



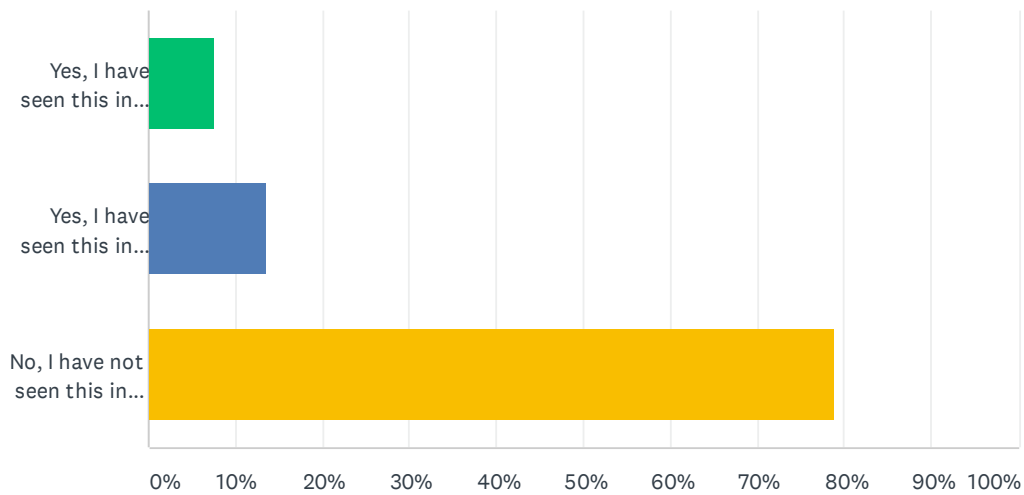
ANSWER CHOICES	RESPONSES
Regular attendance at home or away games (10 games or more)	73.97%
Occasional attendance at home or away games (fewer than 10 games)	12.81%
Only via media, such as TV, radio or internet services	13.22%

Q2 Using the scale below, where 0 indicates 'not at all' and where 10 indicates 'I fully understand the rules', please indicate how familiar you are with how VAR can be used in matches in the Premier League



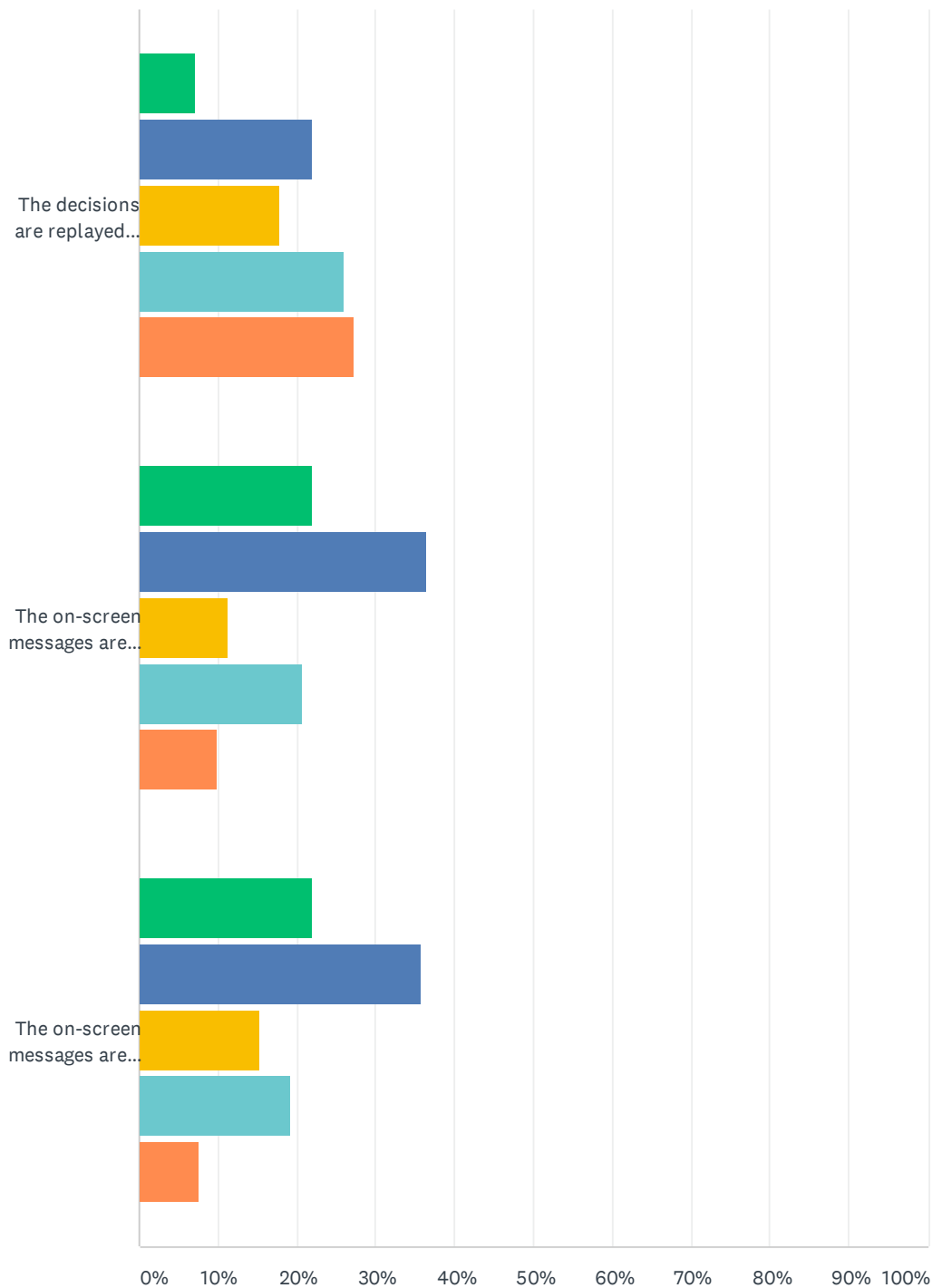
ANSWER CHOICES	AVERAGE NUMBER	TOTAL NUMBER	
	7	1,810	

Q3 Some decisions can be reviewed on a pitchside monitor by the referee - which of the following best describes your experience



ANSWER CHOICES	RESPONSES
Yes, I have seen this in operation, and the decision taken was made clear and obvious	7.44%
Yes, I have seen this in operation, but the decision taken was unclear	13.64%
No, I have not seen this in operation	78.93%

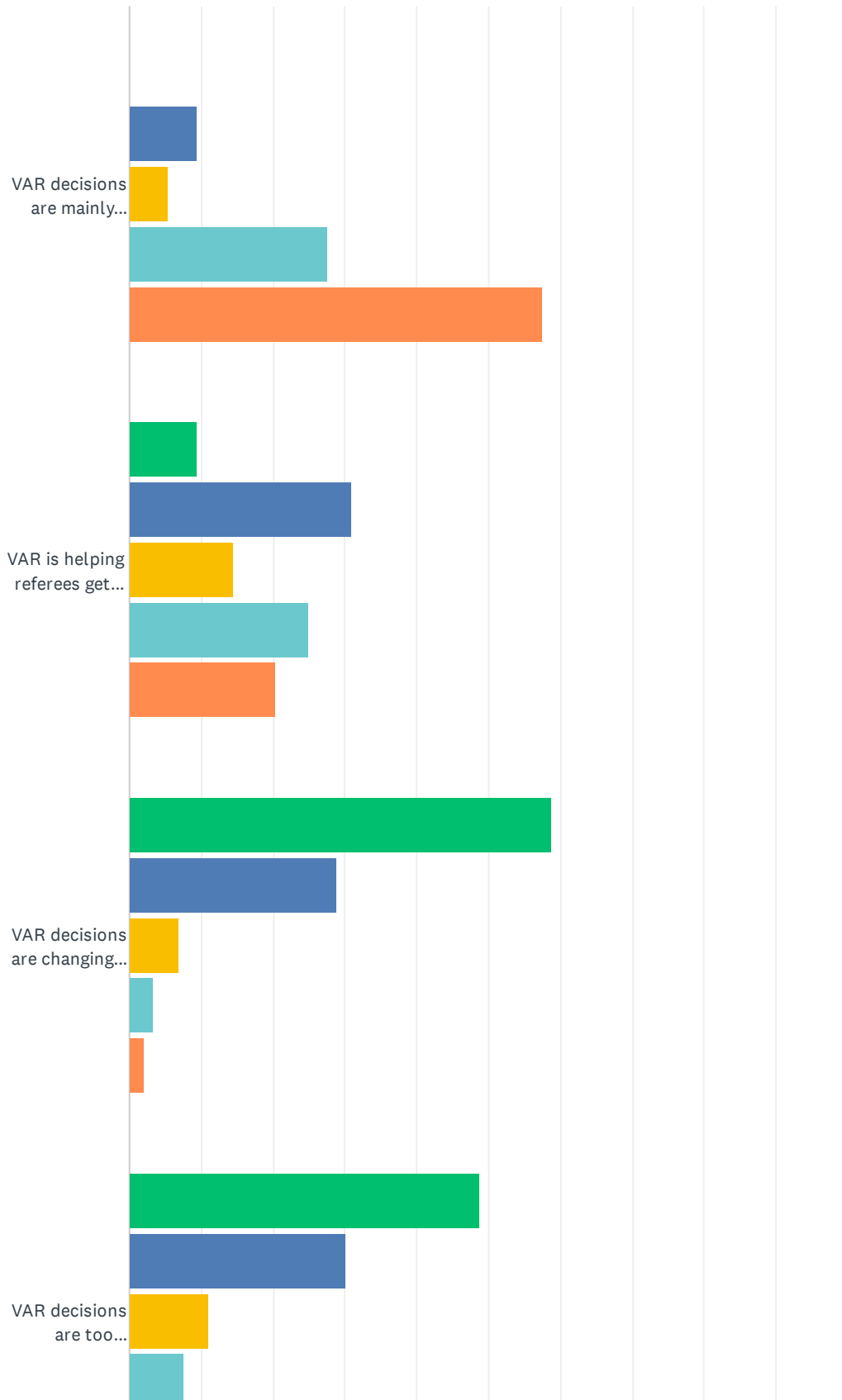
Q4 Please indicate your agreement with the following statements, if you have seen on-screen VAR messaging in stadiums (otherwise move to the next question)

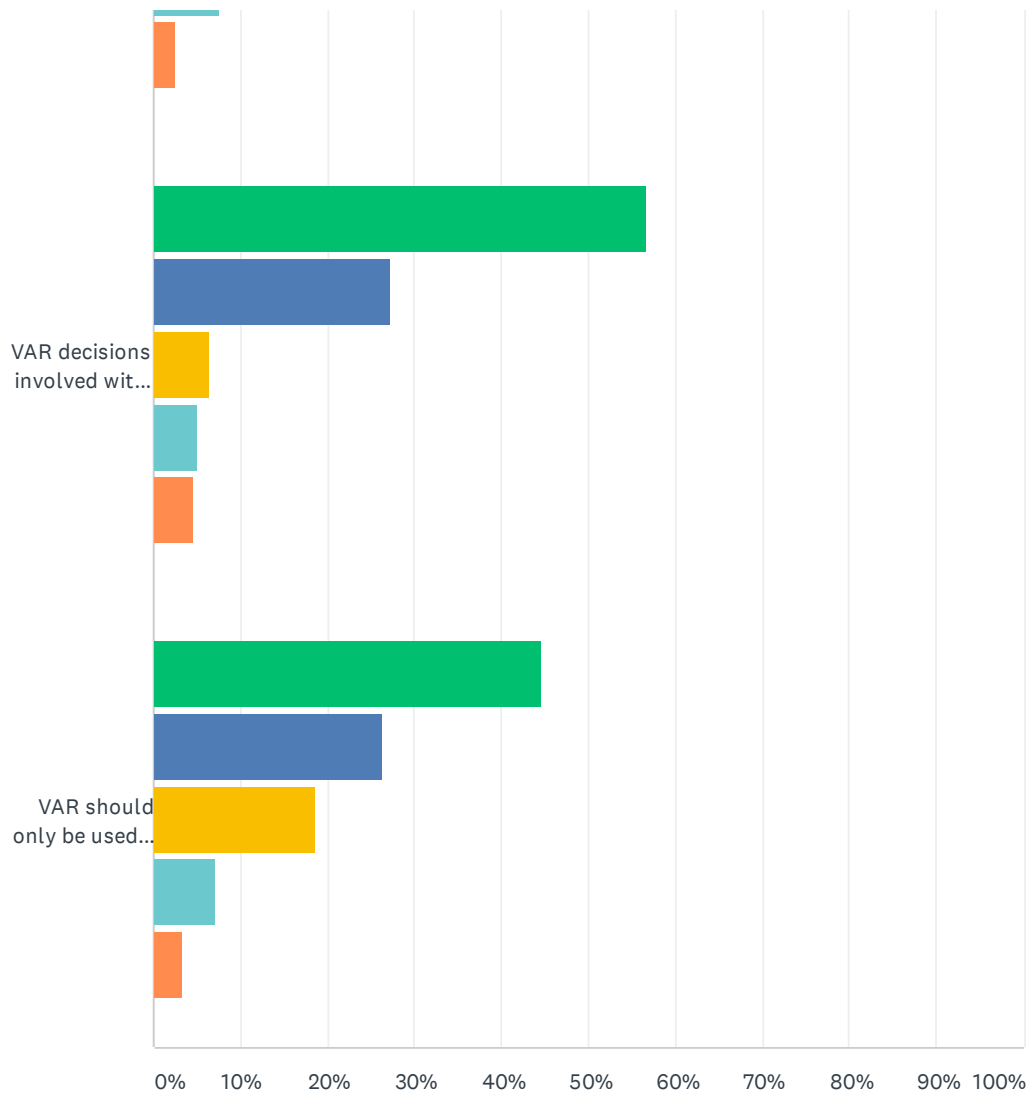


■ Strongly agree
 ■ Somewhat agree
 ■ Neither agree nor disagree
■ Somewhat disagree
 ■ Strongly disagree

	STRONGLY AGREE	SOMEWHAT AGREE	NEITHER AGREE NOR DISAGREE	SOMEWHAT DISAGREE	STRONGLY DISAGREE		WEIGHTED AVERAGE
The decisions are replayed for a sufficient time on the big screen	7.14% 1	21.88%	17.86%	25.89%	27.23%		3.44
The on-screen messages are clearly shown	21.97%	36.32%	11.21%	20.63%	9.87%		2.60
The on-screen messages are easy to understand	21.97%	35.87%	15.25%	19.28%	7.62%		2.55

Q5 Please indicate your agreement with the following statements

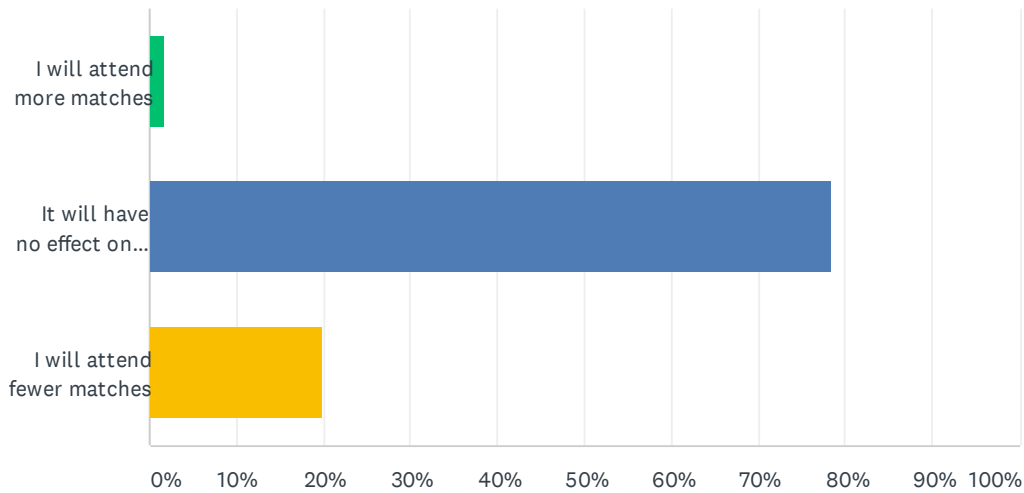




Strongly agree Somewhat agree Neither agree nor disagree
Somewhat disagree Strongly disagree

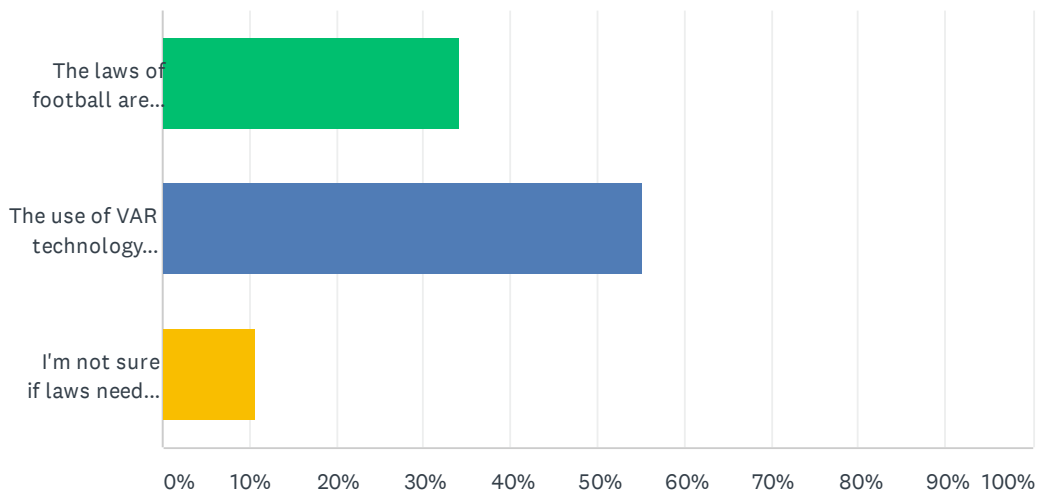
	STRONGLY AGREE	SOMEWHAT AGREE	NEITHER AGREE NOR DISAGREE	SOMEWHAT DISAGREE	STRONGLY DISAGREE		WEIGHTED AVERAGE
VAR decisions are mainly resolved quickly and do not interrupt the flow of the game	0.00%	9.47%	5.35%	27.57%	57.61%		4.33
VAR is helping referees get more decisions right	9.50%	30.99%	14.46%	24.79%	20.25%		3.15
VAR decisions are changing the way I watch and react to incidents in games	58.85%	28.81%	7.00%	3.29%	2.06%		1.61
VAR decisions are too numerous and in many cases marginal	48.76%	30.17%	11.16%	7.44%	2.48%		1.85
VAR decisions involved with goalscoring are muting celebrations, ruining my enjoyment of live football	56.79%	27.16%	6.58%	4.94%	4.53%		1.73
VAR should only be used to confirm objective decisions	44.63%	26.45%	18.60%	7.02%	3.31%		1.98

Q6 Assuming VAR remains in its current format, which of these statements most closely matches your opinion?



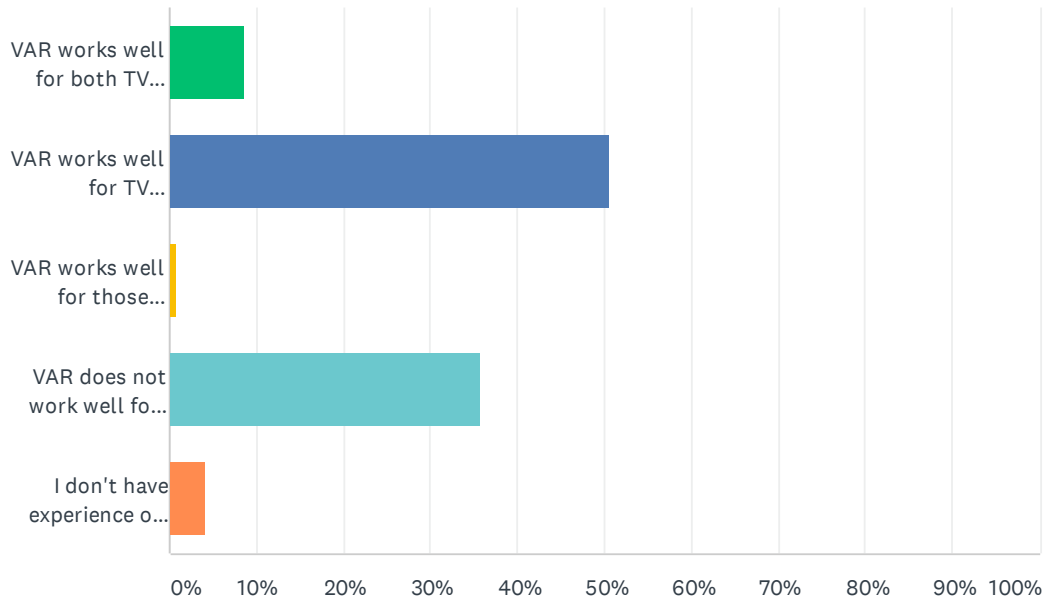
ANSWER CHOICES	RESPONSES
I will attend more matches	1.65%
It will have no effect on whether or not I attend matches	78.51%
I will attend fewer matches	19.83%

Q7 It has been commented that some law changes are needed to help make decisions - which of these statements best matches your opinion?



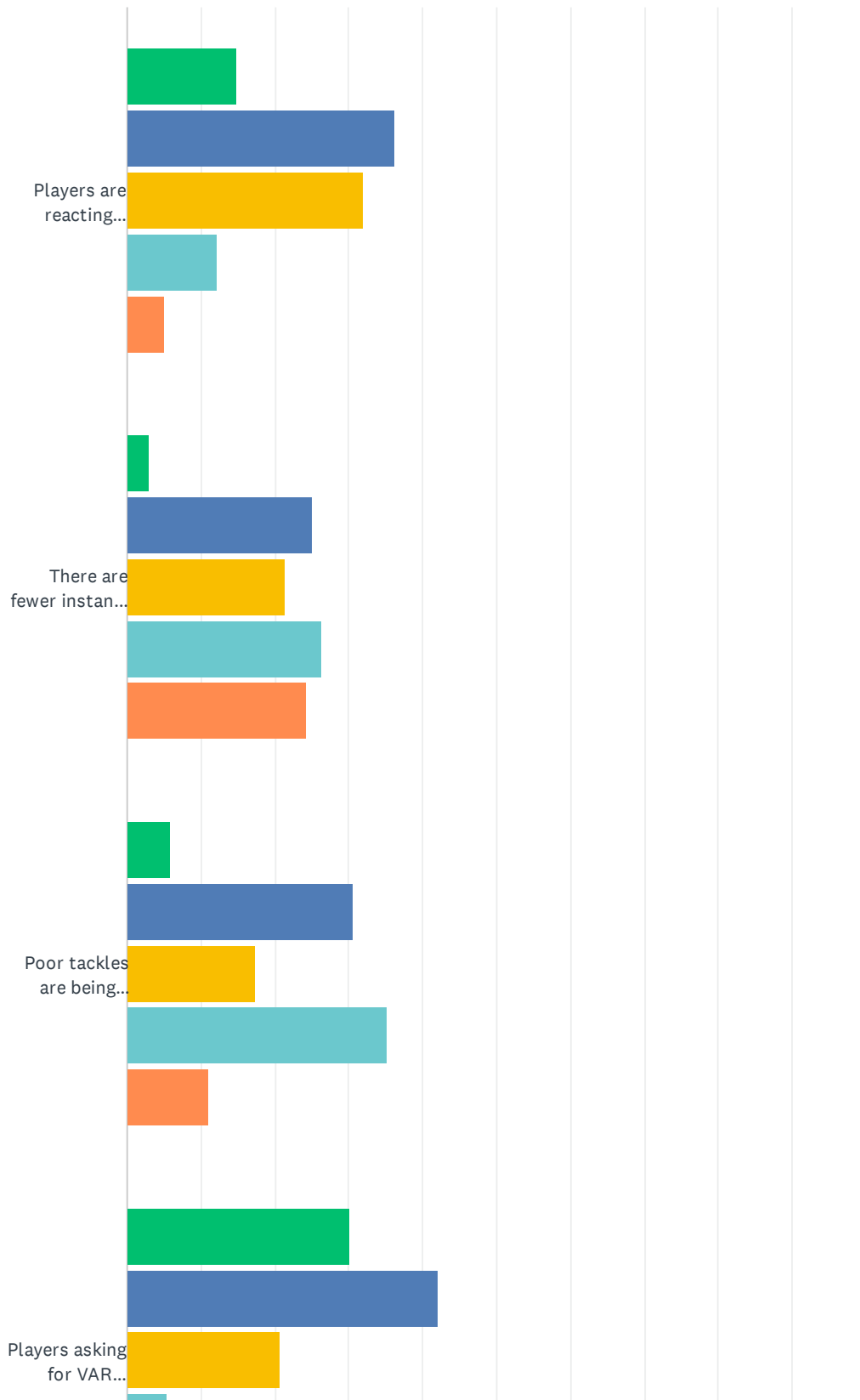
ANSWER CHOICES	RESPONSES
The laws of football are clear and should not be altered to suit the use of VAR	34.16%
The use of VAR technology means that some laws require alteration in order to make decisions clear and obvious	55.14%
I'm not sure if laws need changing	10.70%

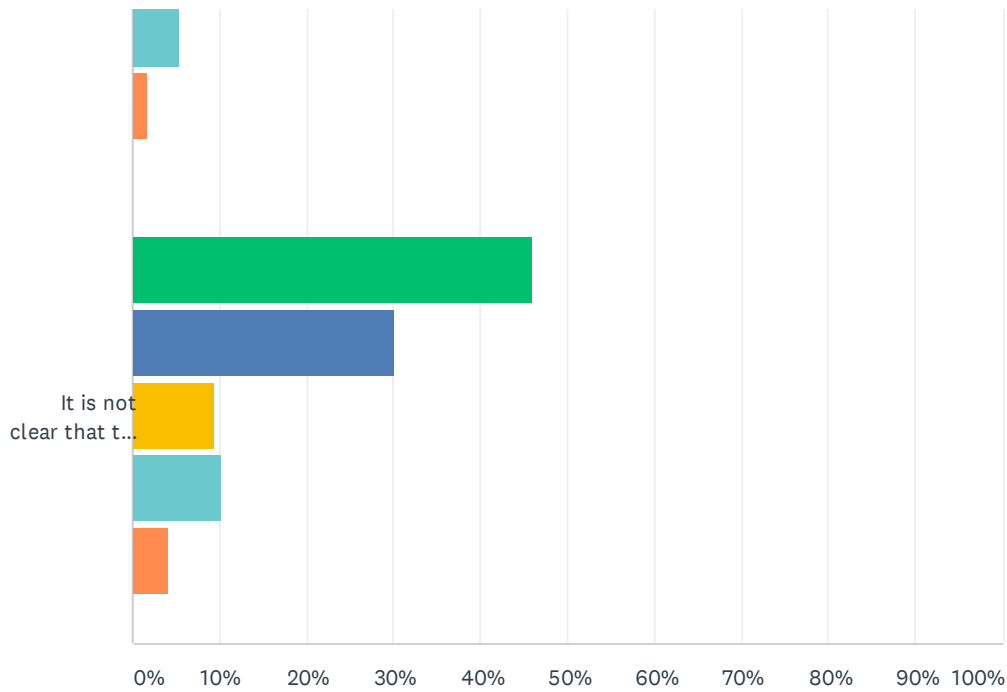
Q8 Compare your experiences attending matches and watching games on TV - which of the following statements most closely matches your opinion?



ANSWER CHOICES	RESPONSES
VAR works well for both TV audiences and fans attending matches	8.64%
VAR works well for TV audiences, but not for those attending matches	50.62%
VAR works well for those attending matches, but not for TV audiences	0.82%
VAR does not work well for TV audiences or fans attending matches	35.80%
I don't have experience of VAR in-stadium and on TV, so cannot make a comparison	4.12%

Q9 Please indicate your agreement with the following statements, as a result of VAR





■ Strongly agree
 ■ Somewhat agree
 ■ Neither agree nor disagree
■ Somewhat disagree
 ■ Strongly disagree

	STRONGLY AGREE	SOMEWHAT AGREE	NEITHER AGREE NOR DISAGREE	SOMEWHAT DISAGREE	STRONGLY DISAGREE		WEIGHTED AVERAGE
Players are reacting differently - for example defenders are more hesitant, attackers are more aware of offside	14.94%	36.10%	31.95%	12.03%	4.98%		2.56
There are fewer instances of diving and simulation	2.88%	25.10%	21.40%	26.34%	24.28%		3.44
Poor tackles are being correctly judged to be red cards	5.79%	30.58%	17.36%	35.12%	11.16%		3.15
Players asking for VAR reviews, even though this should result in a yellow card, means more dissent is going unpunished	30.17%	42.15%	20.66%	5.37%	1.65%		2.06
It is not clear that the referee's decision is final	46.09%	30.04%	9.47%	10.29%	4.12%		1.96